

نهلة و ناهل

Nahla و Nahil

## User Guide

### Children User Experience



We Read ... We Listen ... We Learn



Ver. 5.3

[www.nahlawanahil.com](http://www.nahlawanahil.com)

## Table of Contents

<b>Login</b> .....	<b>03</b>
<b>Language</b> .....	<b>04</b>
<b>Let's Read</b> .....	<b>05</b>
<b>Read and Listen</b> .....	<b>06</b>
<b>Story Activities</b> .....	<b>08</b>
<b>Let's Watch</b> .....	<b>09</b>
<b>Watch</b> .....	<b>10</b>
<b>Video Activities</b> .....	<b>11</b>
<b>Competitions and Leaderboard</b> .....	<b>14</b>
<b>Search</b> .....	<b>15</b>
<b>My Folders</b> .....	<b>16</b>
<b>Let's Play</b> .....	<b>17</b>
<b>Print &amp; Do</b> .....	<b>18</b>
<b>Navigation Menu</b> .....	<b>19</b>
<b>Student Notifications</b> .....	<b>20</b>
<b>My Profile</b> .....	<b>21</b>
<b>Frequently Asked Questions</b> .....	<b>22</b>

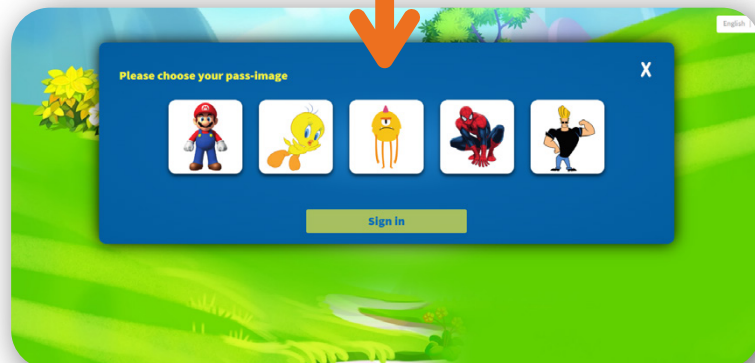
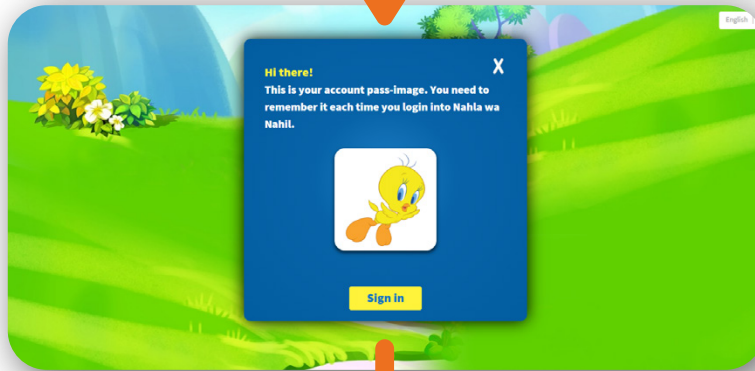
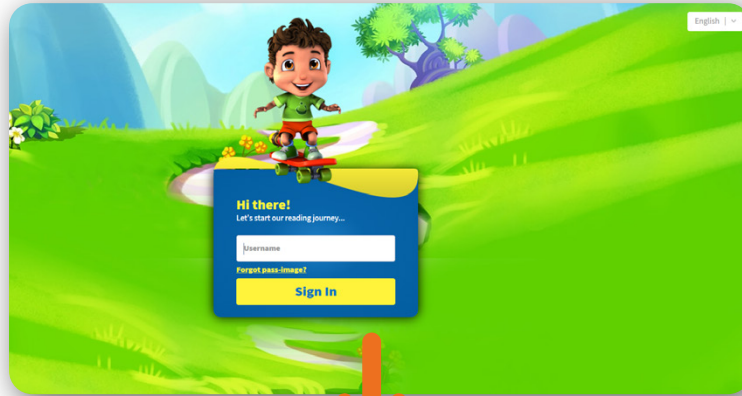




To login to the Nahla و Nahil platform use the following link:

<http://www.nahlawanahil.com/Account/Login>

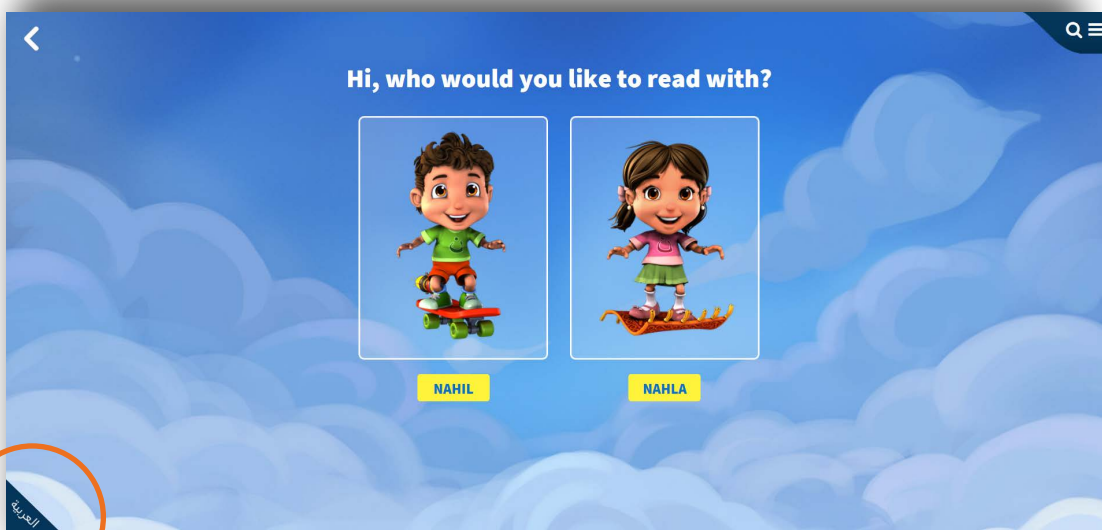
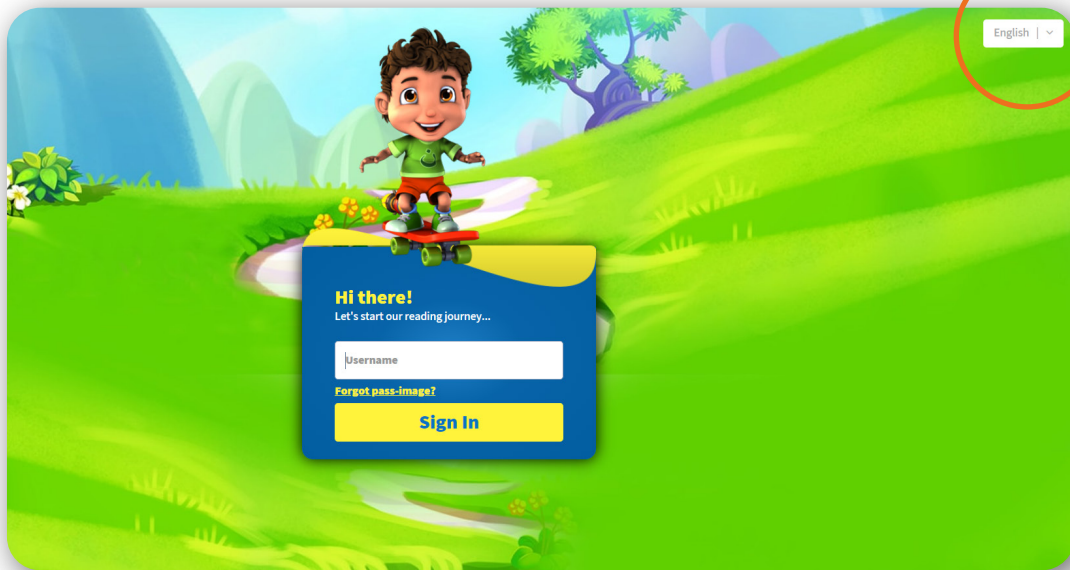
When logging in for the first time, you will see a notification about your new pass-image, select your pass-image from among the random images and then choose either the Nahla or Nahil character as a companion while reading and using the platform. For subsequent logins, you should select your pass-image from among the random images.





## Language

The Nahla و Nahil platform is available in Arabic or English. You can switch the platform language at anytime by clicking on the bottom corner of the screen.





## Let's Read

### Start reading!

You can browse the stories list within your reading-level by 'popularity', 'recently added', 'subject', or by other categories such as: 'PYP', 'Publisher', 'Fiction / Non Fiction' and 'Encyclopedia'. The more you read, the more coins you earn as a reward. The coins allow you to unlock more fun activities within the platform, such as educational games.

The image shows two overlapping screenshots of the Nahla app interface. The top screenshot displays the main menu with a user profile at the top right showing 'Reading Level 4 | 2', 'Coins 934', and 'Completed Stories 12'. The main menu features five activity icons: 'Read' (orange), 'My Folders' (yellow), 'Watch' (purple), 'Play' (pink), and 'Print & Do' (blue). A speech bubble says 'The more you read the more coins you gain to unlock new games!'. The bottom screenshot shows a 'Let's read, listen and record 20 stories to reach higher reading level!' prompt. Below this are filter buttons for 'My Level', 'Subject', 'PYP', 'Publishers', 'Fiction/Non Fiction', and 'Encyclopedia'. A 'Popular' section displays a list of story cards. An orange arrow points from the 'Read' icon in the top screenshot to the 'Read' button in the story detail view. The story detail view for 'كتاب الأتوان' (The Oud Book) shows the author 'د.لطيفة النجار', 'Reading Level: 111', and 'Number of pages: 21'. It also includes a description in Arabic and four quick action buttons: 'Read', 'Listen', 'Add to my Favorites', and 'Tasks'.

### Story Details

Students can view the story details, in addition to the quick links such as: 'reading', 'listening', 'add to favorites' and 'story tasks'.














## Read & Listen



Enjoy reading along with the book as the story is read aloud and progress is highlighted. You can see the current page and move between the story pages by clicking on the arrows or on a touchscreen device by swiping to flip the corner of the page.



## Read









1. You can click on  for full screen view, and return to the standard view by clicking on  or pressing ESC.
2. Go to a bookmarked page by clicking on .
3. You can add a bookmark while on any page by simply clicking .
4. The size of the page can be enlarged by clicking on the Zoom-in icon  and reduced with Zoom-out .
5. When you have completely read the story you can click on  to access the activities. in addition to rate the story.
6. Once you finishes reading the story carefully, you will be able to go to the story activities page directly by clicking on .
7. You can add stories to your favorites list or remove them by clicking on  or  add/remove from favorites.
8. You can also write your own summary for each story read by clicking on .

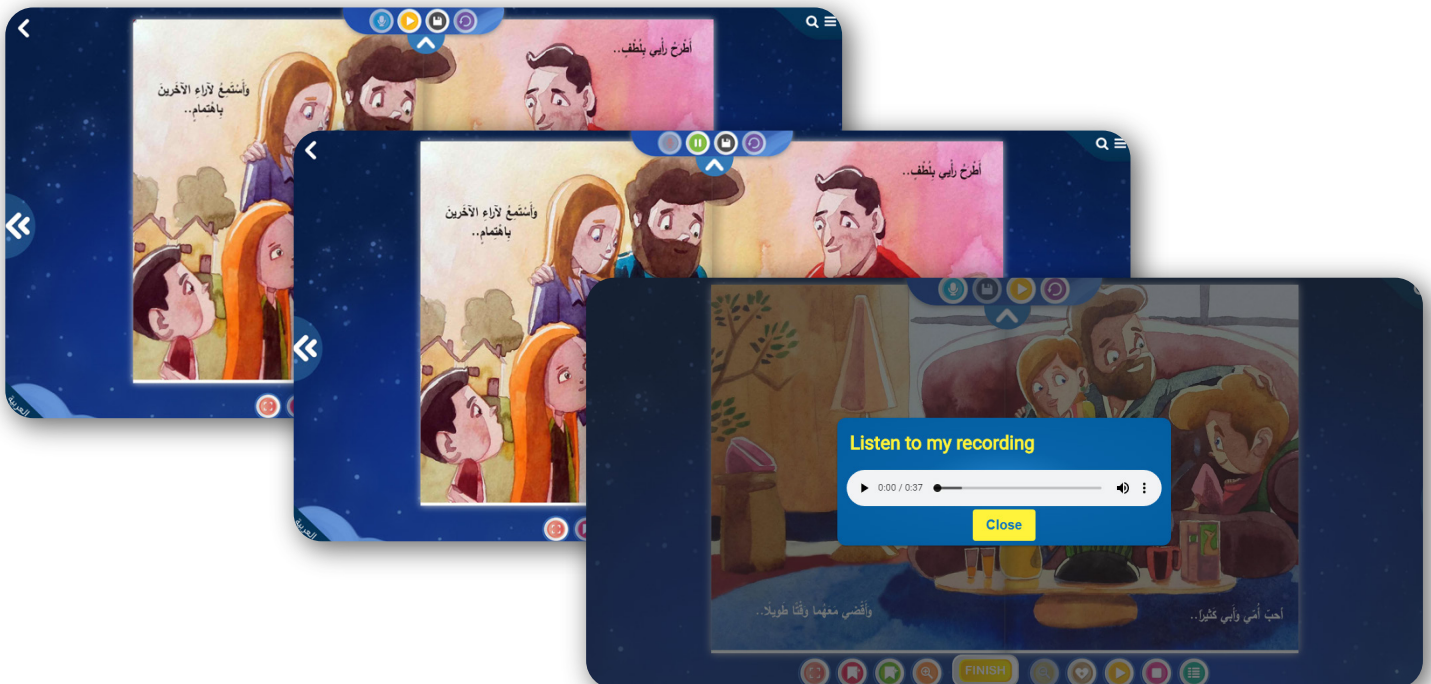


## Read & Listen



### Listen

9. You can listen to the story by clicking on the Listen icon  and track the pronounced words as they are highlighted. You can also Pause the listening feature by clicking on the pause icon  and can stop listening to the story by clicking on the stop icon  You can click on any word to read it separately while it is read aloud.
10. You can record yourself reading the story by clicking on the microphone icon  at the top of the page.
11. You can pause the recording by clicking on  and then continue recording by clicking on the play/continue icon  .
12. You can save the recording by clicking on the save icon  , the recording file will be saved automatically.
13. You can listen to the recording at any time by clicking on the play icon.
14. You can also record the story again by clicking on the repeat icon  .



## Story Activities

Nahla و Nahil ensures the improvement of your reading and comprehension abilities through multiple activities.

### Sort Story



Select and move the images & sort them in the correct order.

### Quiz



Match the image with its correct word. Choose the correct answer.

### My Reflection



You can write a summary for each story read.


### Printable Worksheets



Learning materials for fostering student engagement.



**Note:** You given only two wrong attempts; meaning if on the third attempt the answer is incorrect, you will have to re-read the story again to do its activities.

You can listen to the questions once landing on the quiz page and also replay the questions by clicking on 



## Let's Watch

### Start watching!

You can browse the videos list within your reading-level by 'recently added', or by 'Skills'. The more you watch, the more coins you earn as a reward. The coins allow you to unlock more fun activities within the platform, such as educational and hidden games.

The image shows a sequence of three screenshots from the Nahla & Nahil app. The top screenshot displays the main dashboard with a cartoon girl on a flying carpet and several activity icons: Read, My Folders, Watch (circled in white), Play, and Print & Do. A speech bubble says 'The more you read the more coins you gain to unlock new games!'. The top right shows user stats: Reading Level (Stage 4 | 2), Coins 934, and Knowledge Power 1184. The middle screenshot shows the 'Watch' section with a 'Recently added' list of four video thumbnails. The bottom screenshot shows the details for a video titled 'كتابة فقرة - فكرة رئيسية و أفكار داعمة' (Writing a paragraph - Main idea and supporting ideas). The details include: Madrasa, Grade: 3, Video duration: 5:00, Description: إنتاج الأعمال الكتابية - تَشْتَبِه المِطْبَخَ فقرة واحدة، وتُطَوَّر فكرة رئيسية، وتُضَمُّها -عَلاقَ وتفاصيل داعمة.، and Keywords: كتابة فقرة. On the right side of the details screen, there are 'Watch' and 'Tasks' buttons.






### Video Details

Students can view the video details, in addition to the quick links such as: 'watch', and 'tasks'.



Enjoy watching the videos in normal and full view screens.



1. You can click on  for full screen view or from the player and return to the standard view by pressing ESC.
2. When you have completely watched the video you can click on  to access the activities.
3. You can play to the video by clicking on the play icon  or from the player.  
You can also Pause watching the video by clicking on the pause icon .
4. Once you finishes watching the video, you will be able to go to the activities page directly by clicking on .

## Video Activities

Nahla و Nahil ensures the improvement of your reading and comprehension abilities through multiple activities.

### Printable Worksheets

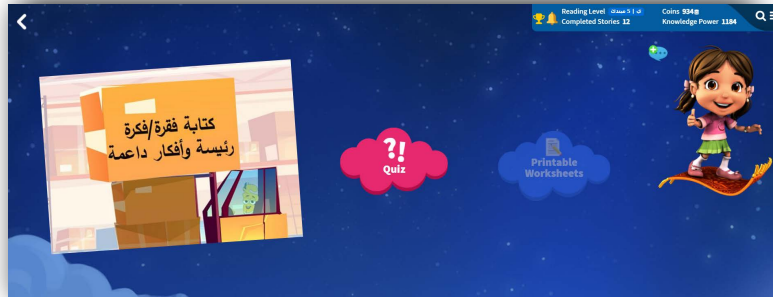


Learning materials for fostering student engagement.

### Quiz



Choose the correct answer.



**Note:** You given only two wrong attempts; meaning if on the third attempt the answer is incorrect, you will have to re-read the story again to do its activities.



## Competitions & Leaderboard

If You have a competition created by your teacher, it will appear in the notification popup, once logged in, by clicking on 'Competitions'.

You can see all the 'Available Competitions' to join along with details such as: Competition title, start and end dates of the competition, which reading level is required and an encouraging message from your teacher.

You can also view all the competitions you have joined by clicking on 'My Competitions', in addition to the completed competitions.

You can see your rank, along with those of other students in a specific competition, by clicking on the competition.

In addition, 'My Class' table includes your rank among your teacher's entire class.



The image shows three overlapping screenshots of the Nahil app interface. The top screenshot shows the 'Available Competitions' screen with a 'Leaderboard' tab highlighted. The middle screenshot shows the 'Available Competitions' screen with a 'Join' button highlighted. The bottom screenshot shows the 'My Class' table with a 'Leaderboard' tab highlighted.

Rank	Student Name	Classes	Completed Stories
1	Nahil	KG 1	56
2	محمد أحمد	KG 1	22
3	Ali Alani	KG 1	7
4	ali feras	KG 1	7
5	Adam Jabr	KG 1	0

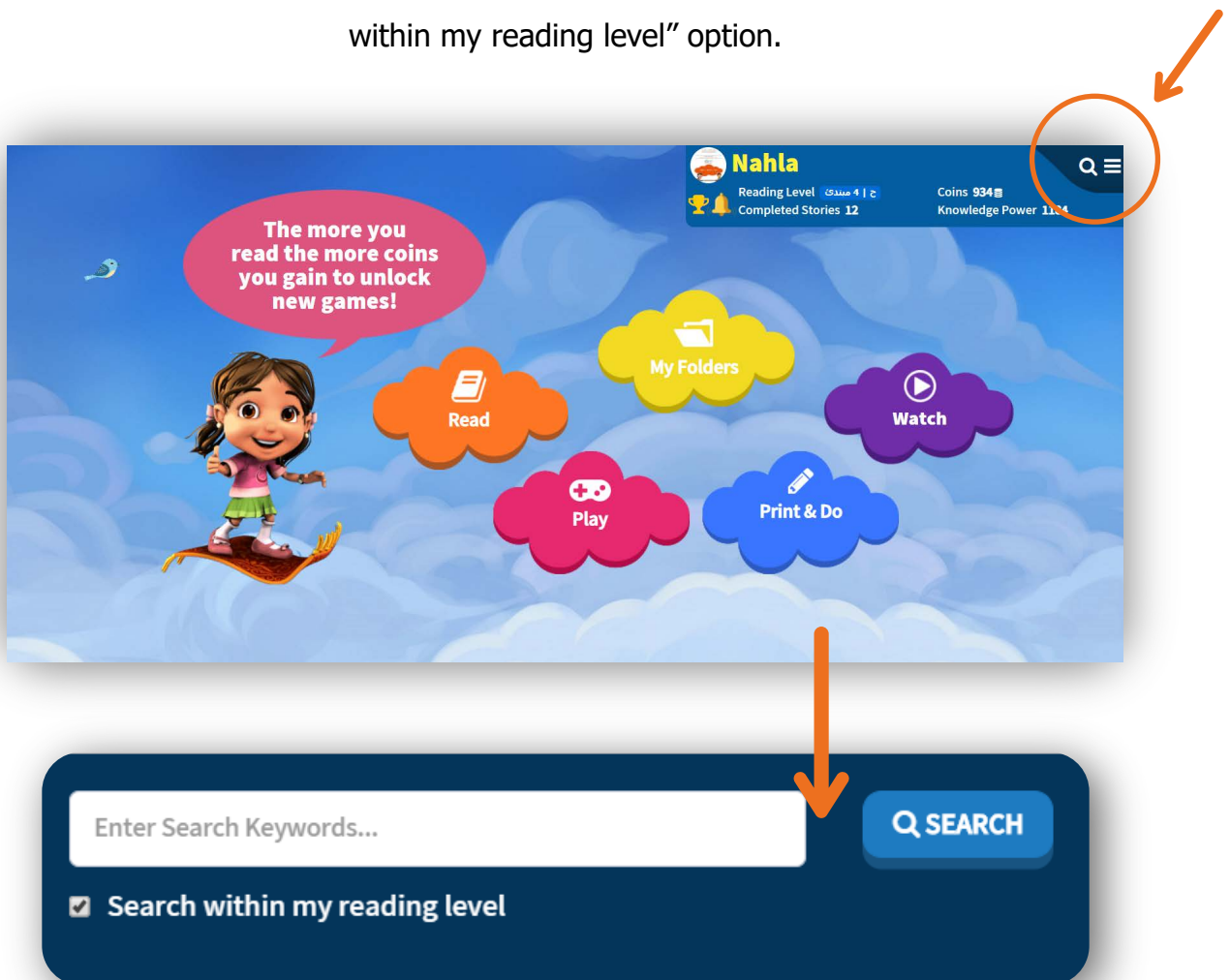
**Note:** To win the competition, you need to read and do the activities for each story. This will increase your Knowledge Power by earning 10 coins.

## Search

### To do a search, you must:

- Click on the search icon  at the top of the page.
- Type the keyword and specify the search range within or outside the reading level.
- Click on the search icon  to view the search results.

The search results page displays the stories based on the search term used and within your reading level only. To expand the search to cover all reading levels, deselect the "Search within my reading level" option.



The screenshot shows the Nahla app interface. At the top right, there is a search icon circled in orange with an arrow pointing to it. Below the navigation bar, there is a main menu with icons for Read, My Folders, Watch, Play, and Print & Do. A search bar is shown at the bottom with a 'SEARCH' button and a checked checkbox for 'Search within my reading level'.

## My Folders

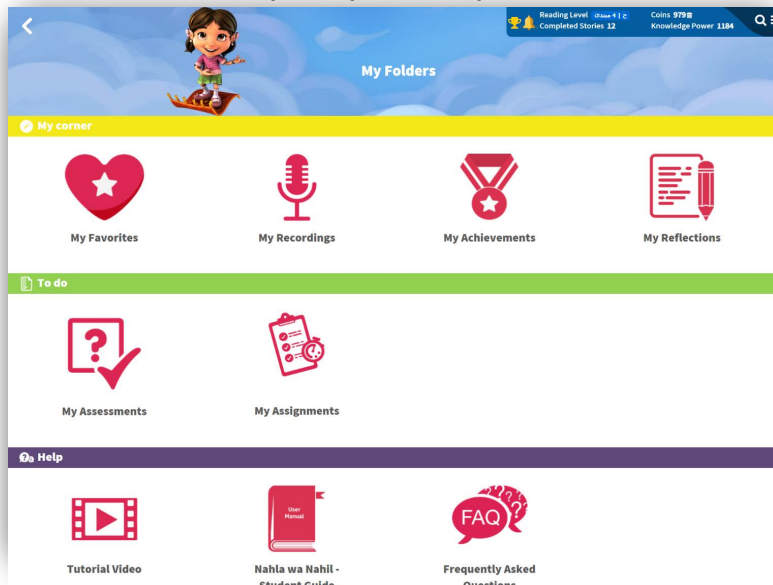
You can view the favorites list any time, and view the stories which contain your own summary. The story can be added and removed from details or the reading page by clicking on the Add/Remove icon.

Also, you can view and hear the stories you recorded inside the 'My Recordings' folder.

Parents can monitor their children's progress by clicking on 'My Achievements'.

Students can view the assigned 'Assessments' and 'Assignments' by their teachers to do them.

Students and Parents can now use the Nahla wa Nahil 'Help Guides' to help you understand how to use the platform using 'Tutorials Videos' and 'User Manual' in addition to viewing answers for the most frequently asked questions.



## My Folders

Parents can take a look at the total number of stories their child has completed reading, total reading time, the student ranking among his/her class based on knowledge power, number of completed assignments, and the number of watched videos.



The screenshot shows the 'My Folders' app interface. At the top, there's a header with a cartoon girl, a 'My Folders' title, and user stats: Reading Level 4, Completed Stories 12, Coins 979, and Knowledge Power 1184. Below the header are four icons: 'My Favorites' (heart), 'My Recordings' (microphone), 'My Achievements' (medal, circled in orange), and 'My Reflections' (notepad). An arrow points from 'My Achievements' to a detailed view. This view shows 'Share your achievements with your parents. Great Work!' and five categories: Completed Stories (11), Total Reading Time (h:6 m:40), My Rank in the Classroom (1/51), Completed Assignments (1), and Opened Videos (5). An arrow points from 'My Rank in the Classroom' to a detailed usage view. This view includes a line graph for 'My Reading Minutes' (showing a peak in January 2017), a pie chart for 'My Stories by Subject' (Literary 44.3%, Entertainment 27.3%, Animals 9.3%, Arts 19.1%), and a table for 'My Reading Details (20)'.

Story title	Reading Level	Total Reading Time	Reading Date	Activity Completion Date	Re-Play Your Recording
أحمد بن محمد الكاشان	1	0:0:0 0:0	09/27/2017 12:53:35		
السير الرومانس القوي من مدينة	3	0:0:0 1:12	01/20/2019 12:41:43		
السير	4	0:0:0 0:11	01/20/2019 10:25:33		
أحمد بن محمد الكاشان	1	0:0:0 0:0	07/26/2017 11:19:56		
أحمد بن محمد الكاشان	1	0:0:0 0:0	01/01/2017 00:00:00		

Parents can view further details of usage. 'My Reading Minutes' shows the reading time per minute. The 'My Stories by Subject' pie chart shows the subject type of completed stories. 'My Reading Details' shows the full details of the stories completed by you.

## My Folders

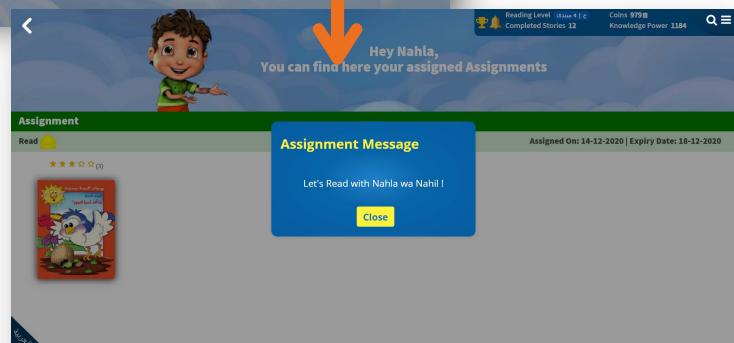
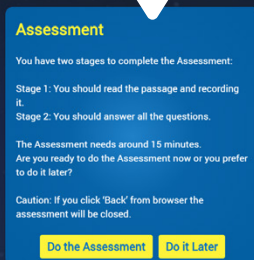
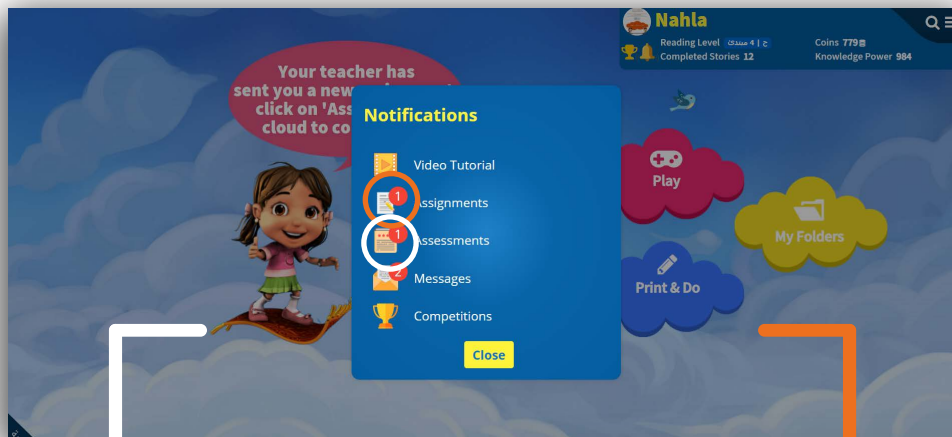
If you have an assignment or assessment assigned by your teacher, it will appear in the notification popup once login is completed.

You can do the assignment or the assessment, by clicking on each one from the notification popup  or by clicking on the My Folders icon 

For the assessment, you should record yourself reading the paragraph and answer the questions, within 15 minutes, in order to complete the assessment (assessment tests are strictly timed).

**Note:** The provided stories for the assessments are not related to Nahla و Nahil content. Based on the teacher's evaluation, you will earn coins, which can be redeemed to unlock activities, and increases in their knowledge power points.

For the assignment, you'll be notified by a message from your teacher and the End date of each Assignment. You need to read the story carefully, then answer the story quiz in order to earn coins. You can earn 10 coins for each story. When an assigned story is completed, it will be marked with a green checkmark (✓).





## Let's Play

The Nahla و Nahil platform offers educational games to improve your levels of knowledge, cognitive skills, and memory. You must read the stories to collect the 'game unlock' coins.



**Note:** A game is unlocked once the needed amount of coins is earned and redeemed. Coins are earned by reading a story and completing its activities.



## Print & Do


The Nahla و Nahil platform provides educational, printable activity sheets to help you recognize shapes, colors, letters, and numbers.





The screenshot displays the Nahla و Nahil app interface. At the top, a blue banner features a cartoon boy and the text "Print and do the activity below!". The user's profile is visible in the top right corner, showing a reading level of 2, 359 coins, and 4 completed stories. The main content is organized into four categories:


- Coloring:** Six activity sheets for coloring, each with a color label: Red, Green, Blue, Black, Yellow, and Orange. Each sheet includes illustrations of objects and Arabic text.
- Letters:** Six activity sheets for letter recognition, each with a letter label: ا, ب, ت, ث, ء, ح.
- Numbers:** Six activity sheets for number recognition, each with a number label: One, Two, Three, Four, Five, and Six. Each sheet includes a number, Arabic text, and a grid for counting.
- Shapes:** Six activity sheets for shape recognition, each with a shape label: Oval, Circle, Hexagon, Trapezoid, Triangle, and Square. Each sheet includes a shape, Arabic text, and a grid for identifying the shape.

**Note:** This requires a device connected to a printer.

## Navigation Menu

To show or hide the Navigation Menu, press  at the top of the page.  
From the Navigation menu, you can reach the following options:

-  Dashboard
-  Search
-  Student Profile
-  My Folders
-  Sign out



The Nahla wa Nahil dashboard contains Student info such as: photo, name, reading level, coins, number of completed books and knowledge power.



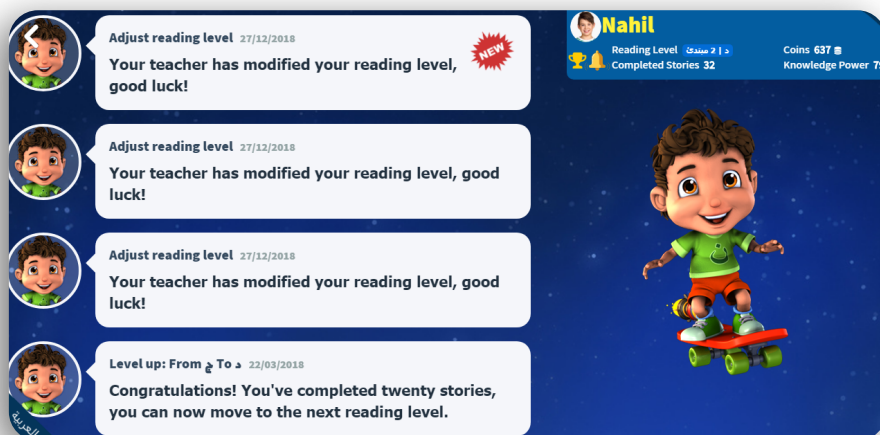
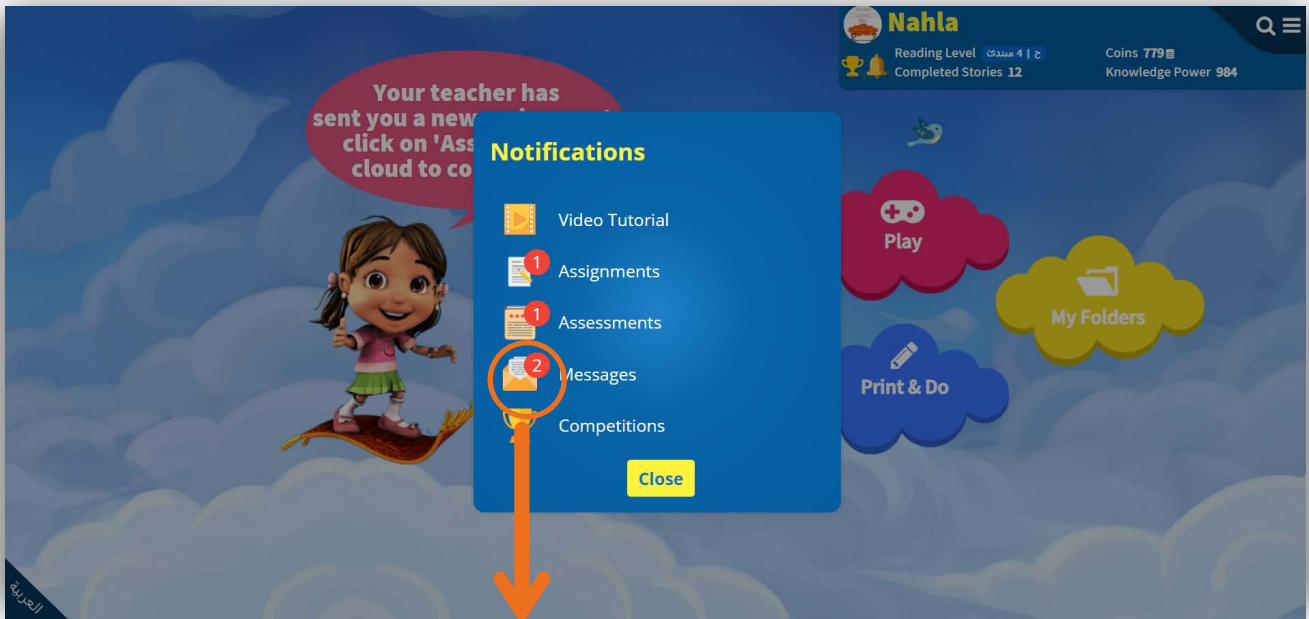
## Student Notifications

Each student in the Nahla و Nahil platform has a notifications reminder. You can access it by clicking on the Bell icon in the student info panel.

Notification reminder will inform you when the teacher:

- A.** Upgrades your reading level and adds notes about your assessment by clicking on 'Messages'.
- B.** Assigns an assignment.
- C.** Assigns an assessment.
- D.** Creates a new competition.

Students and Parents can now use the Nahla wa Nahil 'Video Tutorial' to help them understand how to use the platform.



## My Profile

The 'My Profile' page has your student information entered by your teacher.

Some of this information cannot be modified by the student such as: first name, last name, username, grade, and reading level.

You can modify the following info: telephone number, address, e-mail, profile picture, avatar and change the pass-image.

It also includes your achievements such as: number of completed books and knowledge power.



**Nahil**

Reading Level 1 | 1

Class الأول

Coins 120 

Knowledge Power 150

Completed Stories 50

Avatar Nahil

[CHANGE AVATAR](#)

[CHANGE PASS-IMAGE](#)

### Profile Information

The student will be able to view his profile information. Reading level & Grade are defined by the teachers. Coins & Knowledge Power will be gained by:

- Reading & Completing story activities (the student earns 10 points per story).
- 10 additional coins are earned when completing a set of 5 books.
- 100 Knowledge Power points are added when the teacher upgrades the students' Reading level.

Completed Stories: Stories that the student has both read & finished its activities.

Avatar: the chosen character selected in the first login (Nahla و Nahil) & can be changed by clicking on 'Change Avatar'.

## ? Frequently Asked Questions

### Points Calculation

I have read & completed some activities but the coins are not increasing, Why?

To earn coins, you must read and finish the following story activities:

- Sort Story activity
- Quiz activity

**\*\*Reading the story only is not enough to earn coins.**

Why can I not go to the activities page after reading the whole story?

You will not be able to access story activities when reading the story too quickly, the student must read it carefully. There is a required minimum time for each story.

Why can I not complete the story activities?

You can't complete story activities for stories that are out of your reading level.

### Assignments.

Why can I not access the Assignments page?

You may not have any current assignments from the teacher, or you have already completed all the assigned stories.

### Let's Play

Don't have enough coins balance to unlock games?

Read and complete the story activities in addition to the assessments or assignments to gain coins.

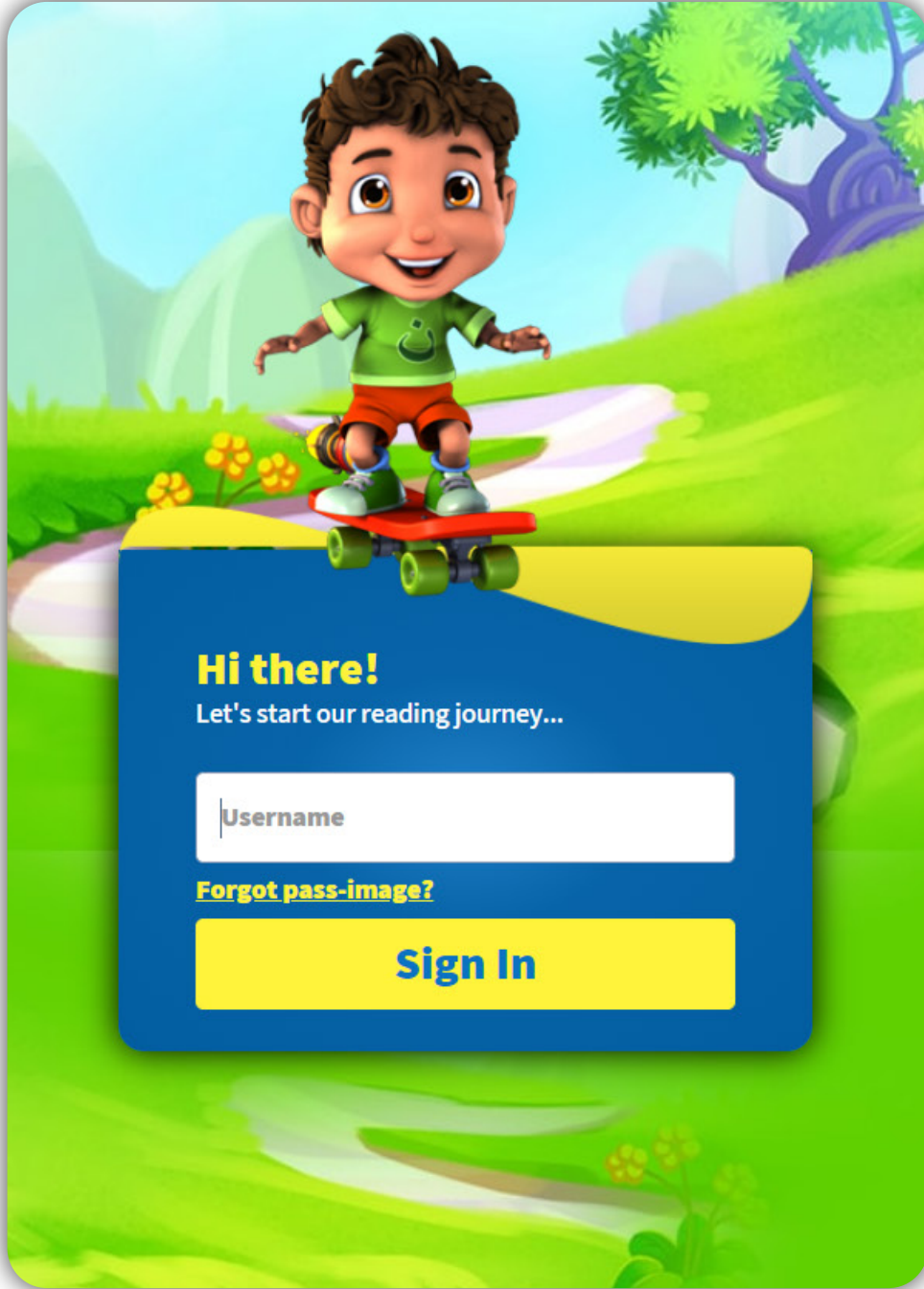
How can the balance of coins be insufficient and the level of knowledge is 255?

The Coins balance will decrease each time a student uses some of the balance to unlock a game, but the Knowledge power remains the same.



نهلة و ناهل

Nahla و Nahil



**Hi there!**

Let's start our reading journey...

**Forgot pass-image?**

**Sign In**

[www.nahlawanahil.com](http://www.nahlawanahil.com)




[www.almanhal.com](http://www.almanhal.com)


[sales@almanhal.com](mailto:sales@almanhal.com)

 UAE: +971 4 439 0630

 KSA: +966 11 4903754

 Egypt: +202 269 08517

 Jordan: +962 6 5154294

 Turkey: +90 312 219 76 28